


SunWize® SW1750 Series Solar Module

High performance for commercial and residential applications



SunWize solar modules are made of high efficiency mono-crystalline silicon solar cells. Every single cell is tested and electrically matched to maximize output for commercial and domestic applications. The solar photovoltaic modules are manufactured according to the strict requirements of international standards.

The string is laminated between sheets of ethyl vinyl acetate (EVA) for moisture-free protection, UV stability and electrical isolation.

Low iron, highly transmissive glass is used for strength and high-power output.

A high-quality Tedlar (TPT) backing provides mechanical protection and electrical insulation.

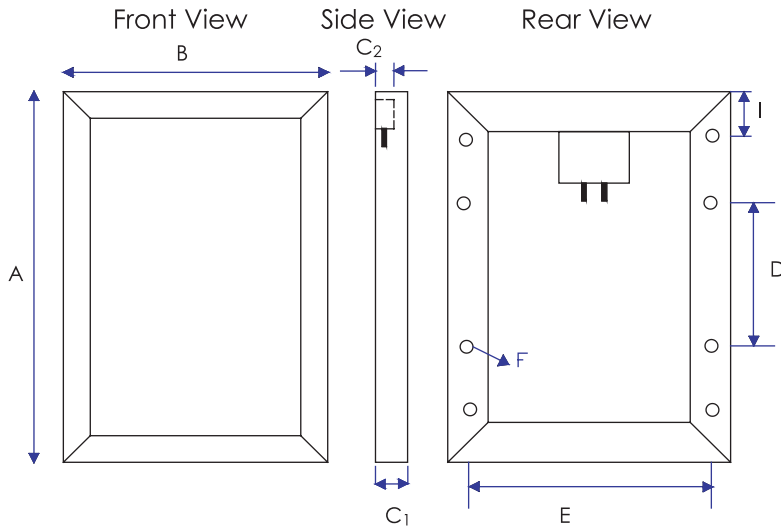
The laminates are framed with a strong, robust and corrosion-resistant aluminum frame with multiple mounting holes for ease of installation as per the customer's requirement.

All modules are equipped with bypass diodes so the modules will function even if partially shaded. Other features include: weatherproof – high-resistance to hail, moisture, wind speed and other environmental factors, with the ability to operate in temperatures ranging from -49°F – 203°F (-45°C – 95°C) with relative humidity levels up to 100%.

Electrical Specification (Standard Test Conditions: 1000 W/m², 25°C AM 1.5)

Maximum Power	P _m (Wp)	160	165	170	175	180
Short Circuit Current	ISC (Amps)	4.95	5.06	5.15	5.20	5.30
Open Circuit Voltage	VOC (Volts)	43.30	43.50	43.90	43.90	44.00
Current At Maximum Power	I _{mp} (Amps)	4.50	4.59	4.69	4.80	4.92
Voltage At Maximum Power	V _{mp} (Volts)	35.60	36.0	36.25	36.50	36.60
Maximum System Voltage	(Volts)	1000				
Tolerance	%	± 3 %				

Mechanical Specifications:

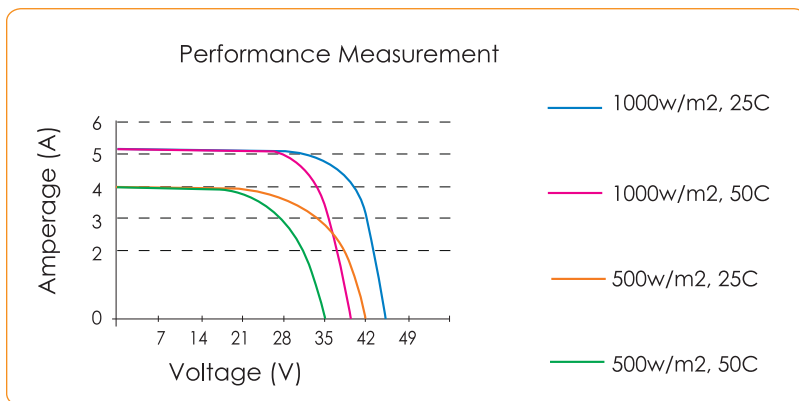


Module Type		SW1750, 24V
Dimension	inch.	mm
A	62.20	1580
B	31.81	808
C1	1.65	42
C2	1.22	31
D	31.49	800
E	30.15	766
F	.27Ø	7Ø
I	1.25	32
Weight (approx)	37.5 lbs.	20 kg.

Electrical /Thermal Parameters

Cell Type	Monocrystalline Silicon
Circuit Interconnection	72 nos. of (125 x 125) mm cells, connected in series
Max System Voltage	1000 V
Series Fuse Rating	10 Amps
NOCT	49°C
Voltage temperature coefficient β (Voc)	- 0.34 %/°C
Current temperature coefficient α (Isc)	0.09 %/°C
Power temperature coefficient γ (Pmax)	-0.37%/°C

IV-Curve



Warranty

The SunWize SW1750 module carries a 25-year limited warranty on power output as per international standards.

Certifications

All SW modules are certified to UL, cUL and IEC international standards.